

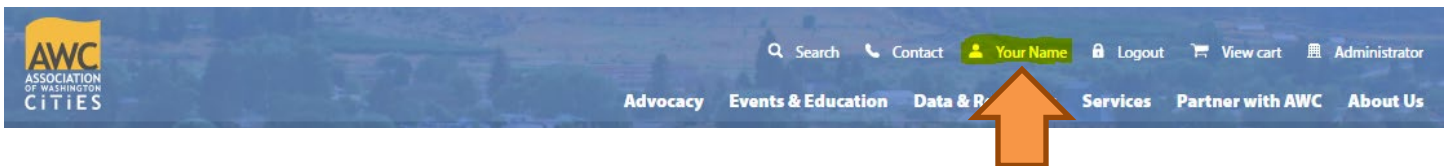
How to submit a CML credit online

1. Log into the [AWC website](#) using your *city* email address.

Personal email addresses are **not** accepted by the system.

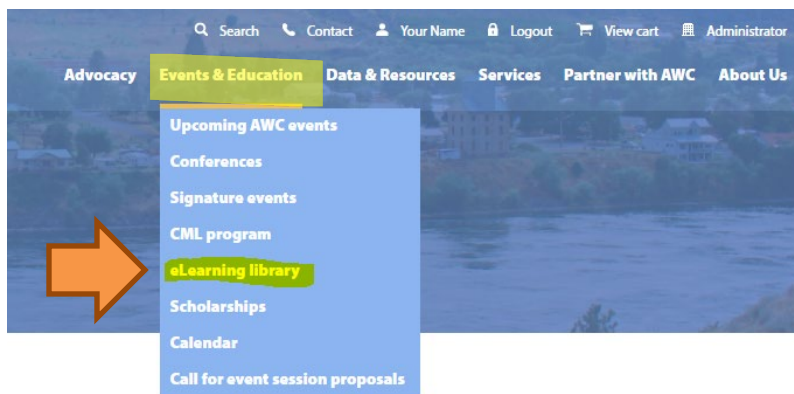


Once you sign on, confirm that your name is shown in the top banner:



2. Go to the [eLearning library](#).

Click on “Events & Education” and then click on “eLearning library.”



[AWC Home Page](#) / [Events & Education](#) / [eLearning library](#)

Events & Education

Resources relating to / Events & Education / <https://wacities.org/events-education/elearning> By Category

A screenshot of the eLearning library page. On the left is a sidebar titled 'eLearning categories' with a list of categories: All CML eLearnings, All eLearnings, CML: Budget, CML: Community, CML: Land use, CML: Leadership, CML: Legal, and Elected officials essentials. The main content area shows two video thumbnails. The first is titled '2025 Legislative session recap' and the second is 'EOE webinar series: Community budget engagement'. Each video has a play button icon and a 'cml' tag.

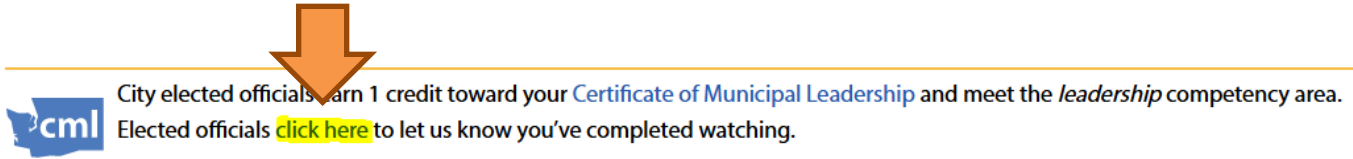
The eLearning library is a collection of CML training videos.

Trainings are arranged chronologically, with the most recent training at the top.

The list can be filtered by CML competency area using the menu on the left.

Select the training you'd like to complete.

3. After completing the training, use the “**click here**” link at the bottom of the page to open the CML credit request form.




Certificate of Municipal Leadership credit request form:

[AWC Home Page](#) / [Events & Education](#) / [CML program](#) / [Submit CML](#)


Events & Education

Certificate of Municipal Leadership credit request

Member:

Date: 

Title:




Date: Open the calendar pop-up and select the date you completed the training.

[AWC Home Page](#) / [Events & Education](#) / [CML program](#) / [Submit CML](#)

Events & Education

Certificate of Municipal Leadership credit request

Member:

Date: 

July 2025

	S	M	T	W	T	F	S
27	29	30	1	2	3	4	5
28	6	7	8	9	10	11	12
29	13	14	15	16	17	18	19
30	20	21	22	23	24	25	26
31	27	28	29	30	31	1	2
32	3	4	5	6	7	8	9

[Publications](#) [Member Pooling Programs](#)

AWC Board of Directors Cityvision magazine Employee Benefit Trust

Title: Use the drop-down menu to select the title of the training.

[AWC Home Page](#) / [Events & Education](#) / [CML program](#) / [Submit CML](#)

Events & Education

Certificate of Municipal Leadership credit request

Member:

Date:

Title:

Submit

- Select One
- 2025 Legislative Session recap webinar
- Advocacy Academy
- Briefing with U.S. Senators from Washington 2022
- Budgeting basics

Submit request: Click on the **submit** button.

[AWC Home Page](#) / [Events & Education](#) / [CML program](#) / [Submit CML](#)

Events & Education

Certificate of Municipal Leadership credit request

Member:

Date:

Title:

Submit →

You will see a message confirming that your CML credit request has been submitted for review.

[AWC Home Page](#) / [Events & Education](#) / [CML program](#) / [Submit CML](#)

Events & Education

Certificate of Municipal Leadership credit request

Member:

Date:

Title:

Your CML credit request has been submitted for review.

Submit →

Please allow up to seven days for your credits to be reflected in your account.

Once you start earning credits, you can [track your progress](#) online. AWC staff monitors online CML requests, and credits post periodically throughout the week.

If you notice that your credits have not been applied after seven days, please email our CML team at cml@awcnet.org.