

PRO ACTION CAFÉ

combining World Café and Open Space

The Pro Action Café is a space for creative and action-oriented conversation where participants are invited to bring their call - project - ideas - questions or whatever they feel called by and need help to manifest in the world.

The concept of Pro Action Café is a blend of ‘World Café’ and ‘Open Space’ technologies. It was first conceived by Rainer von Leoprechting and Ria Baeck in Brussels, Belgium.

WHAT IS PRO ACTION CAFÉ GOOD FOR?

As a conversational process, the Pro Action Café is a collective, innovative methodology for hosting conversations about calls, questions and projects that matter to the people that attend. These conversations link and build on each other as people move between café tables, cross-pollinate ideas, and offer each other new insights into the questions or issues that are most important in their life, work, organization, or community.

As a process, the Pro Action Café can evoke and make visible the collective intelligence of any group, thus increasing people’s capacity for effective action in pursuit of

good work. Pro Action Café can be used with a network of people and/or as a methodology for a group, organization, or community to engage in creative and inspirational conversation leading to wiser and more collectively informed actions.

GENERAL FLOW OF A PRO ACTION CAFÉ:

Start with a quick check-in circle to connect to the purpose of the session and with each other. If check-in has already taken place as part of a longer process, go straight to building the agenda.

You need 2 1/2 to 3 hours for a good Pro Action café. Invite participants to step forward with their call and in that way, they ask the community for the help they need to move their project into action. People with a call/project stand up, speak it and write it on the agenda that corresponds to a numbered café table.

Divide the number of participants by four to determine the number of callers with projects/sessions that can be convened (for example, with 40 people you can have maximum 10 callers with a project).



"Every thought you produce,
anything you say, any action you do,
it bears your signature."
- Thich Nhat Hanh

THE PRINCIPLE IS FIRST COME FIRST SERVE

If you have fewer callers, add chairs to café tables (but no more than five at each table). During this process, each contributing participant (those who do not step forward) gets to contribute to or support three of the different calls/projects.

When the agenda has been created, invite the callers to go to their numbered café tables. There will be three rounds of conversation in café style of 20 to 30 minutes – each guided by a few generic questions to help deepen and focus the conversations:

ROUND 1

What is the quest behind the call/question/project?
The intention is to deepen the need and purpose of the call.

ROUND 2

What is missing?
When the intention behind the quest has been deepened, explore what could make the project more complete and possible.

ROUND 3

What are the essential next steps?
The intention is to help bring it all together for the caller and his/her project.

During the final round, three new contributors visit a table to listen to the harvest of the caller, their learning, their steps, and any help needed, and then offer any insight and any further support they can.

*Between each round create breaks for the contributors to have a drink, relax together and get ready to support another caller in their quest/ project.
Finally, meet in the circle and invite the callers from each table to share answers to these 2 questions:
'What am I grateful for?' and 'What are my next steps?'

If there is time the whole group can reflect briefly on:
What applications do we see for practicing Pro Action Café in our contexts?

End the Pro Action Café with a collective gesture to appreciate the work done and the gifts offered and received.


MATERIALS AND SET-UP:

- ▶ Ideally create a large circle in one part of the room and enough café tables with 4 chairs in another part (if the size of the room does not allow this, then participants will move the tables and chairs themselves as soon as the agenda is created).
- ▶ Dress the tables with flipchart paper, color pens and markers as in a basic café set up.
- ▶ Prepare the matrix for the agenda setting of the session with the right number of sessions according to the number of participants divided by 4.
- ▶ Have fun and do good work together.

<http://sites.google.com/a/pro-action.eu/pro-action-cafe/how-to-become-a-host/hosting-kit>




CALLER'S NAME




PROJECT TITLE

WHAT IS MISSING?



ROUND TWO

WHAT IS THE QUEST BEHIND THE QUESTION?



ROUND ONE

WHAT ARE THE ESSENTIAL NEXT STEPS?

ROUND THREE

